



Sustainable Solutions for Health, Productivity and the Environment.



Enviro Care[®] Carpet & Upholstery Carpet Cleaner



Enviro Care[®] Carpet & Upholstery

Where to Use

A versatile, highly concentrated solution that cleans, brightens and deodorizes colorfast carpet, upholstery or other fabric. Perfect for extraction as well as spin bonnet cleaning. Uses Liquid Live Microorganisms to digest odor-causing substances. Continues to actively deodorize long after the cleaning process has been completed.

Benefits

- Nontoxic (aquatic & human)
- Biodegradable*
- Non-Corrosive
- Contains No Hazardous Ingredients**
- No Glycol Ethers
- Non-Alkaline
- Bio-based ingredients

* As defined in 40CFR796.3200 EPA/TSCA

** As defined in OSHA 29CFR 1910.1200

Dilution Ratios

Dilute with water from the cold tap.

Extraction Cleaning (Carpet and Upholstery): Dilute (1:64-1:32) 2-4 oz. per gallon/60-120ml per 3.8 litres of water.

Shampoo/Spin Bonnet Cleaning: Dilute (1:16) 8 oz. per gallon/240ml per 3.8 litres of water.

Upholstery and Fabric Cleaning: Dilute (1:32-1:16) 4 oz. to 8 oz. per gallon/120ml per 3.8 litres of water depending upon fabric type and soil condition. CAUTION: Check fabric for color-fastness before using.

Directions for Use

Mix only with water.

Extraction Cleaning of Carpets and Upholstery: Measure the proper amount of ENVIRO CARE Carpet Cleaner and add directly into the machine's clean solution tank after the water has been added.





Shampoo/Spin Bonnet Cleaning: Dilute (1:16) 8 oz. per gallon/240ml per 3.8 litres of water. Use and apply to the area to be cleaned, using a garden-type pressure sprayer. Allow solution to penetrate for 5 to 10 minutes. Dampen a circular yarn pad with clear water and wring to damp dry. Center the pad beneath a floor machine and scrub the carpet. Turn the pad over and scrub again at right angles to previous scrubbing. The pad should be rinsed and wrung out frequently in cold water during the scrubbing operation to facilitate complete removal of loosened soil. Allow the cleaned area to dry before traffic is resumed. Use extreme caution, as adjacent hard floor surfaces may be slippery while carpet is wet. Utilize matting to dry feet and place Wet Floor signs in the area.

Distributor Contact Info

Apply solution using a soft bristle brush, sponge, cloth or appropriate power equipment. Remove excess moisture, using a wet vacuum or clean dry toweling. Allow to dry thoroughly before putting back into service.

For more detailed application and maintenance program, please ask for our Step by Step Green Procedures Guide - Form 4105.

Properties	
Color	Opaque, White
Fragrance	Lemon
Viscosity	Water, thin
VOC's (% by weight) EPA Method 24	0%
pH	9
Readily Biodegradable	Yes
Phosphate Free	Yes

Available Packages	Package Code	
4x1 gallon case	#12000227 	
55 gallon drum	#12000257 	
4x3.8 litre case	#11257836 	
2x9.5 litre case	#11257840 	

For handling and precautionary information, reference the product label and safety data sheet.

For more information about
RMC call 1.800.836.1633 or go
to www.rochestermidland.com